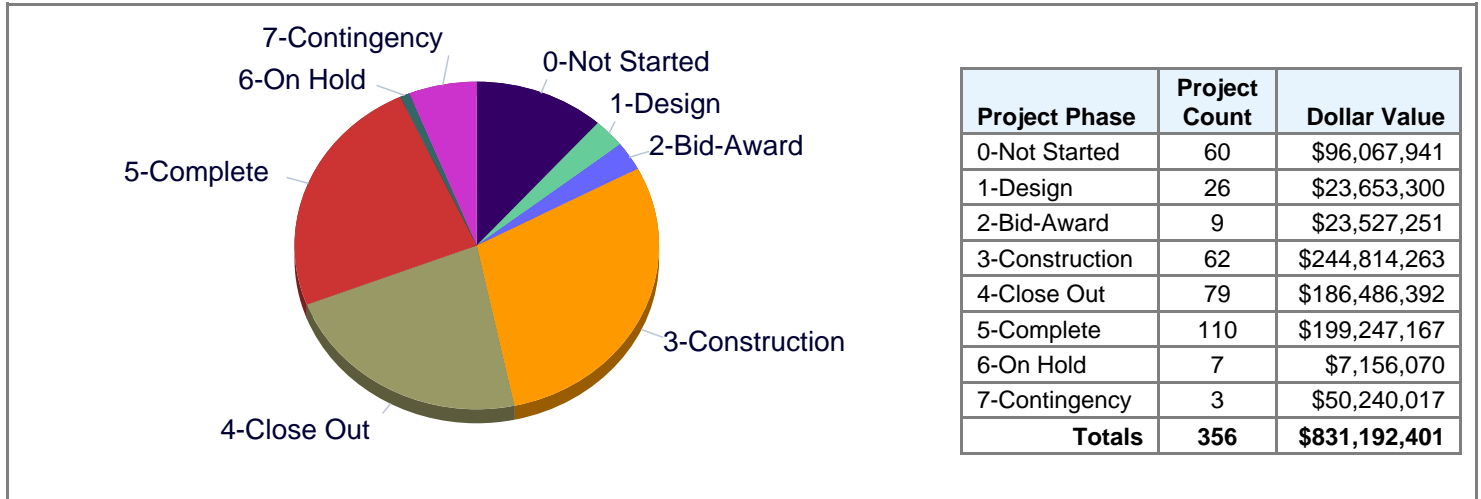


## 2018 Capital Improvement Program

### Program Dollar Value by Phase



### Program Narrative

The 2018 Capital Improvement Program includes the 5B bond voted on and passed in November of 2018.

88% of defined bond projects have been initiated as of November 2022.

### Occupancy Deadlines At-Risk

Priority	Facility Name	Project ID	Project name	Finish Date	
				Target	Forecast

### Program Contingency and Remaining Funds

Program Contingency (Unallocated)	Forecast Remaining Funds in Projects	Net Remaining Program Funds
\$50,240,017	(\$1,309,577)	\$48,930,440

## 2018 Capital Improvement Program - Project Detail

Fiscal Plan Year: 2023	Work Progress		Budget Summary				
Project Description	Phase	%	Original	Current	Variance	Haz-Mat	Notes
Charter Great Work Montessori General Upgrades	Not Started	0%	\$3,090,152	\$3,730,804	\$640,652	\$0	PI
Red Rocks ES FF&E	Not Started	0%	\$231,000	\$411,000	\$180,000	\$0	
Stony Creek ES FF&E	Not Started	0%	\$420,000	\$355,219	(\$64,781)	\$0	
Wheat Ridge HS FF&E	Not Started	0%	\$0	\$339,000	\$339,000	\$0	
Alameda HS Kitchen Renovation	Design	0%	\$0	\$68,707	\$68,707	\$0	
Bear Creek K-8 Efficiency & Future Ready	Design	6%	\$418,216	\$418,216	\$0	\$0	
Charter New America School General Upgrades	Design	8%	\$0	\$640,682	\$640,682	\$0	PI
Connections Learning Center Efficiency & Future Ready	Design	0%	\$239,900	\$239,900	\$0	\$0	
DW Mechanical 2023 1-ES 2-Other	Design	5%	\$3,256,050	\$3,256,050	\$0	\$0	
Drake MS Efficiency & Future Ready	Design	9%	\$841,473	\$841,473	\$0	\$0	
Dunstan MS Efficiency & Future Ready	Design	11%	\$543,922	\$543,867	(\$55)	\$0	
Edgewater ES Efficiency & Future Ready	Design	6%	\$447,984	\$447,984	\$0	\$0	
Evergreen HS Site & Utilities Upgrades	Design	0%	\$281,129	\$281,129	\$0	\$0	
F DW FF&E Allocation	Design	79%	\$0	\$15,000	\$15,000	\$0	
Falcon Bluffs MS Efficiency & Future Ready	Design	6%	\$1,034,312	\$1,034,312	\$0	\$0	
Governor's Ranch ES Efficiency & Future Ready	Design	5%	\$591,967	\$528,967	(\$63,000)	\$0	
H DW Playgrounds 2023 2-ES	Design	0%	\$94,664	\$265,664	\$171,000	\$0	
Ken Caryl MS Efficiency & Future Ready	Design	7%	\$1,481,690	\$1,481,690	\$0	\$0	
Little ES Efficiency & Future Ready	Design	2%	\$495,396	\$432,396	(\$63,000)	\$0	
NATC Joyce Replacement	Design	31%	\$0	\$168,043	\$168,043	\$0	
Oberon MS Efficiency & Future Ready	Design	5%	\$3,656,042	\$3,656,042	\$0	\$0	
Pennington ES Efficiency & Future Ready	Design	5%	\$563,546	\$563,546	\$0	\$0	
Rose Stein ES Efficiency & Future Ready	Design	11%	\$161,200	\$161,200	\$0	\$0	
Sobesky Academy Efficiency & Future Ready	Design	2%	\$514,568	\$514,568	\$0	\$0	
South Lakewood ES Efficiency & Future Ready	Design	11%	\$437,988	\$437,988	\$0	\$0	
Swanson ES Efficiency & Future Ready	Design	1%	\$2,147,580	\$2,147,580	\$0	\$0	
Van Arsdale ES Efficiency & Future Ready	Design	1%	\$977,492	\$977,492	\$0	\$0	
Coal Creek Canyon K-8 Efficiency & Future Ready	Bid-Award	2%	\$1,089,185	\$1,026,185	(\$63,000)	\$0	
Deer Creek MS Efficiency & Future Ready	Bid-Award	9%	\$423,075	\$423,075	\$0	\$0	
Kendallvue ES Efficiency & Future Ready	Bid-Award	4%	\$1,456,006	\$1,393,006	(\$63,000)	\$0	
Moore MS Efficiency & Future Ready	Bid-Award	11%	\$1,246,643	\$1,183,643	(\$63,000)	\$0	
Mount Carbon ES Efficiency & Future Ready	Bid-Award	8%	\$407,158	\$407,158	\$0	\$0	
Summit Ridge MS Efficiency & Future Ready	Bid-Award	3%	\$1,333,476	\$1,333,476	\$0	\$0	
Warren Tech Central Efficiency & Future Ready	Bid-Award	8%	\$3,203,520	\$3,203,520	\$0	\$0	
F DW Network Upgrades 2023	Construction	0%	\$5,000,000	\$5,000,000	\$0	\$0	
Campbell ES Efficiency & Future Ready	On Hold	6%	\$419,655	\$419,655	\$0	\$0	
Glennon Heights ES Efficiency & Future Ready	On Hold	4%	\$1,053,403	\$1,053,403	\$0	\$0	
Molholm ES Efficiency & Future Ready	On Hold	5%	\$2,620,273	\$2,620,273	\$0	\$0	
Parr ES Efficiency & Future Ready	On Hold	1%	\$288,500	\$288,500	\$0	\$0	
Peiffer ES Efficiency & Future Ready	On Hold	2%	\$530,436	\$530,436	\$0	\$0	
Thomson ES FF&E	On Hold	4%	\$84,000	\$430,688	\$346,688	\$0	
<b>2023 Subtotals:</b>			<b>\$41,081,603</b>	<b>\$43,271,539</b>	<b>\$2,189,936</b>	<b>\$0</b>	

Fiscal Plan Year: 2022	Work Progress		Budget Summary				
Project Description	Phase	%	Original	Current	Variance	Haz-Mat	Notes
Charter Doral Academy New Site & School	Design	89%	\$3,090,152	\$3,730,804	\$640,652	\$0	PI
G DW Elevator Upgrades 2022 1-ES 1-MS 1-HS	Design	86%	\$0	\$350,000	\$350,000	\$0	
G DW Modular Bldg Removal 2022 7-ES 1-Other	Design	19%	\$0	\$450,000	\$450,000	\$0	
Mandalay MS Efficiency & Future Ready	Bid-Award	24%	\$771,454	\$708,454	(\$63,000)	\$0	
Wheat Ridge HS Efficiency & Future Ready	Bid-Award	8%	\$13,848,732	\$13,848,732	\$0	\$0	

JEFFCO PUBLIC SCHOOLS  
Construction Management  
Status of Projects by Program



Fiscal Plan Year: 2022	Work Progress		Budget Summary				
Project Description	Phase	%	Original	Current	Variance	Haz-Mat	Notes
Arvada West HS Efficiency & Future Ready	Construction	87%	\$1,038,715	\$1,612,461	\$573,745	\$0	EC
Bear Creek High HS Efficiency & Future Ready	Construction	91%	\$1,138,341	\$1,310,405	\$172,064	\$0	
Blue Heron ES Efficiency & Future Ready	Construction	10%	\$489,889	\$753,924	\$264,035	\$0	
Creighton MS Efficiency & Future Ready	Construction	93%	\$876,001	\$1,296,752	\$420,750	\$0	
D'Evelyn Jr/Sr FF&E	Construction	100%	\$0	\$122,236	\$122,236	\$0	
Elk Creek ES FF&E	Construction	90%	\$0	\$303,312	\$303,312	\$0	
Emory ES Efficiency & Future Ready	Construction	64%	\$2,261,031	\$2,311,031	\$50,000	\$0	
Evergreen MS FF&E	Construction	85%	\$114,000	\$130,001	\$16,001	\$0	
G DW LED Lighting 2022 8-ES 4-MS 2-HS 3-Other	Construction	7%	\$2,725,479	\$3,155,615	\$430,137	\$0	
G DW Mechanical 2022 3-ES	Construction	77%	\$4,597,740	\$4,597,740	\$0	\$0	
G DW Network Upgrades 2022 75-ES 13-MS 12-HS 18-Other	Construction	93%	\$0	\$14,162,068	\$14,162,068	\$0	DB
G DW Paving 2022 5-ES 1-MS	Construction	100%	\$1,135,050	\$1,135,050	\$0	\$0	
Golden HS Efficiency & Future Ready	Construction	60%	\$535,812	\$536,819	\$1,007	\$0	
Jeffco Open School FF&E	Construction	91%	\$9,660	\$81,531	\$71,871	\$0	
Lakewood HS Efficiency & Future Ready	Construction	73%	\$2,046,141	\$2,173,117	\$126,976	\$0	
Marshdale ES FF&E	Construction	89%	\$1,000,000	\$516,250	(\$483,750)	\$0	
Mortenson ES Efficiency & Future Ready	Construction	16%	\$538,997	\$1,135,722	\$596,725	\$0	
Mt Evans OELS Efficiency & Future Ready	Construction	67%	\$3,210,190	\$5,611,048	\$2,400,858	\$0	MC, UC, SC
North Arvada MS Efficiency & Future Ready	Construction	93%	\$2,392,923	\$2,793,270	\$400,347	\$0	
North Arvada MS FF&E	Construction	91%	\$735,000	\$246,084	(\$488,916)	\$0	
Peck ES Efficiency & Future Ready	Construction	74%	\$276,140	\$445,860	\$169,720	\$0	
Peck ES FF&E	Construction	59%	\$483,000	\$291,594	(\$191,406)	\$0	
Powderhorn ES FF&E	Construction	15%	\$0	\$561,000	\$561,000	\$0	FFE
Prospect Valley ES FF&E	Construction	2%	\$401,409	\$684,250	\$282,841	\$0	
Ralston Valley HS FF&E	Construction	0%	\$0	\$406,875	\$406,875	\$0	
Red Rocks ES Efficiency & Future Ready	Construction	90%	\$1,260,562	\$1,157,353	(\$103,209)	\$29,940	
Secrest ES Efficiency & Future Ready	Construction	74%	\$407,894	\$623,520	\$215,625	\$5,785	
Shaffer ES Efficiency & Future Ready	Construction	9%	\$434,372	\$908,506	\$474,134	\$0	
Shelton ES Efficiency & Future Ready	Construction	99%	\$1,309,323	\$1,293,837	(\$15,486)	\$0	
Slater ES Efficiency & Future Ready	Construction	91%	\$1,262,059	\$1,551,768	\$289,709	\$0	
Standley Lake HS FF&E	Construction	53%	\$1,377,600	\$1,399,897	\$22,297	\$0	
Stony Creek ES Efficiency & Future Ready	Construction	97%	\$736,204	\$736,204	\$0	\$0	
Ute Meadows ES Efficiency & Future Ready	Construction	11%	\$794,084	\$794,084	\$0	\$0	
Warder ES Efficiency & Future Ready	Construction	93%	\$512,728	\$1,283,822	\$771,094	\$22,899	MC, SC
Warren Tech North Efficiency & Future Ready	Construction	90%	\$425,202	\$1,135,537	\$710,335	\$19,784	MC, EC
Westgate ES Efficiency & Future Ready	Construction	88%	\$1,094,042	\$1,747,126	\$653,084	\$27,610	MC, SC
Wilmore Davis ES Efficiency & Future Ready	Construction	91%	\$1,100,225	\$1,659,542	\$559,317	\$0	MC, SC
Wilmore-Davis ES FF&E	Construction	50%	\$218,850	\$258,806	\$39,957	\$0	
Windy Peak OELS Efficiency & Future Ready	Construction	45%	\$3,340,982	\$3,340,982	\$0	\$0	
Bergen Valley ES Efficiency & Future Ready	Close Out	99%	\$277,506	\$633,607	\$356,101	\$0	
Carmody MS Eff & Future Rdy 2nd Floor	Close Out	100%	\$0	\$105,089	\$105,089	\$0	
Charter Rocky Mtn Academy Evergreen General Upgrades	Close Out	100%	\$0	\$640,682	\$640,682	\$0	PI
Charter Woodrow Wilson Academy General Upgrades	Close Out	100%	\$0	\$640,877	\$640,877	\$0	PI
Elk Creek ES Efficiency & Future Ready	Close Out	100%	\$590,686	\$693,978	\$103,292	\$0	
Fairmount Mechanical & LED Upgrades	Close Out	12%	\$1,277,409	\$1,277,409	\$0	\$0	
G DW Flooring 2022-I 4-ES 3-MS	Close Out	99%	\$1,720,830	\$1,953,964	\$233,134	\$255,158	
G DW Flooring 2022-II 7-ES	Close Out	100%	\$1,460,855	\$1,555,602	\$94,747	\$545,782	
G DW Playground 2022-I 4-ES	Close Out	100%	\$564,500	\$946,472	\$381,972	\$0	
G DW Playground 2022-II 2-ES	Close Out	100%	\$147,000	\$349,128	\$202,128	\$0	
G DW Roofing 2022 4-ES 1-MS	Close Out	99%	\$2,850,746	\$2,808,445	(\$42,301)	\$30,340	

JEFFCO PUBLIC SCHOOLS  
Construction Management  
Status of Projects by Program



Fiscal Plan Year: 2022		Work Progress		Budget Summary			
Project Description	Phase	%	Original	Current	Variance	Haz-Mat	Notes
G DW Security Glass 2022 7-ES 1-MS 1-HS 1-Other	Close Out	98%	\$72,000	\$51,977	(\$20,023)	\$0	
Green Mountain ES Efficiency & Future Ready	Close Out	99%	\$634,629	\$1,145,115	\$510,486	\$38,963	SC
Long View HS Efficiency & Future Ready	Close Out	99%	\$240,710	\$371,413	\$130,702	\$16,618	
Mitchell ES Efficiency & Future Ready	Close Out	100%	\$558,434	\$869,065	\$310,632	\$0	
Stevens ES Efficiency & Future Ready 1-MS	Close Out	99%	\$624,688	\$716,179	\$91,491	\$0	
Swanson ES Playground Upgrades	Close Out	100%	\$175,000	\$178,679	\$3,679	\$0	
Thomson ES Efficiency & Future Ready	Close Out	99%	\$664,090	\$984,968	\$320,878	\$97,380	
Vanderhoof ES FF&E	Close Out	100%	\$0	\$48,790	\$48,790	\$0	
Weber ES Walk-In Freezer	Close Out	100%	\$63,000	\$43,000	(\$20,000)	\$0	
West Jeff ES Efficiency & Future Ready	Close Out	99%	\$178,130	\$381,081	\$202,950	\$0	
Colorow ES Efficiency & Future Ready	On Hold	16%	\$1,876,115	\$1,813,115	(\$63,000)	\$0	
<b>2022 Subtotals:</b>			<b>\$71,966,311</b>	<b>\$102,651,881</b>	<b>\$29,595,311</b>	<b>\$1,090,259</b>	

Fiscal Plan Year: 2021		Work Progress		Budget Summary			
Project Description	Phase	%	Original	Current	Variance	Haz-Mat	Notes
Alameda Int'l Jr-Sr HS FF&E	Construction	94%	\$378,000	\$933,750	\$555,750	\$0	FFE
Charter Two Roads Arvada General Upgrades	Construction	99%	\$0	\$640,682	\$640,682	\$0	PI
D'Evelyn Jr-Sr HS Addition	Construction	99%	\$870,082	\$6,262,085	\$5,392,003	\$0	SC, DB
Dennison ES FF&E	Construction	100%	\$42,840	\$529,858	\$487,018	\$0	FFE
Evergreen HS Renovation & General Upgrades	Construction	99%	\$9,855,564	\$9,895,380	\$39,817	\$565,824	
Evergreen MS Renovation & Upgrades	Construction	100%	\$7,606,755	\$7,065,808	(\$540,947)	\$201,784	
Jeffco Open School Efficiency & Future Ready	Construction	94%	\$9,700,287	\$11,917,360	\$2,217,073	\$187,125	MC
Marshdale ES Replace School	Construction	93%	\$20,000,000	\$18,712,547	(\$1,287,453)	\$82,115	UC, EC
Powderhorn ES Addition & General Upgrades	Construction	99%	\$5,876,860	\$6,155,292	\$278,432	\$15,600	
Prospect Valley ES Replace School	Construction	85%	\$20,000,000	\$21,782,908	\$1,782,908	\$0	MC, UC
Ralston Valley HS Addition & General Upgrades	Construction	76%	\$7,625,513	\$8,442,001	\$816,488	\$0	MC
Standley Lake HS Addition & General Upgrades	Construction	86%	\$8,033,020	\$8,033,020	\$0	\$0	
Carmody MS Efficiency & Future Ready	Close Out	100%	\$1,589,108	\$1,863,863	\$274,754	\$23,327	
Carmody MS FF&E	Close Out	100%	\$94,500	\$400,363	\$305,863	\$0	
Charter Compass Montessori Golden General Upgrades	Close Out	100%	\$0	\$640,682	\$640,682	\$0	PI
Chatfield HS Efficiency & Future Ready	Close Out	100%	\$2,736,353	\$3,053,794	\$317,442	\$0	
Columbine HS FF&E	Close Out	100%	\$1,470,000	\$1,308,175	(\$161,825)	\$0	
Deane ES Efficiency & Future Ready	Close Out	100%	\$847,878	\$609,560	(\$238,318)	\$12,521	
Dennison ES Efficiency & Future Ready	Close Out	100%	\$966,488	\$1,052,900	\$86,412	\$87,945	
Everitt MS Efficiency & Future Ready	Close Out	100%	\$3,000,921	\$2,883,156	(\$117,765)	\$91,559	
Fitzmorris ES Efficiency & Future Ready	Close Out	100%	\$1,059,436	\$990,847	(\$68,589)	\$20,910	
G DW Field Improvements 2021 1-ES 4-HS	Close Out	100%	\$2,887,500	\$11,562,864	\$8,675,364	\$0	SC
G DW Flooring 2021 6-ES	Close Out	100%	\$1,306,266	\$1,666,209	\$359,943	\$0	
G DW LED Lighting 2021 11-ES	Close Out	100%	\$1,835,700	\$1,568,051	(\$267,649)	\$2,440	
G DW Mechanical 2021 5-ES	Close Out	100%	\$2,924,250	\$4,128,260	\$1,204,010	\$81,480	SC
G DW Paving 2021 3-ES 1-MS	Close Out	100%	\$682,500	\$615,403	(\$67,097)	\$0	
G DW Playgrounds 2021 9-ES	Close Out	100%	\$692,475	\$1,994,990	\$1,302,515	\$0	MC, SC
G DW Roofing 2021 5-ES	Close Out	100%	\$1,887,929	\$1,659,341	(\$228,588)	\$0	
G DW Security Glass 2021 6-ES 5-MS 1-HS	Close Out	100%	\$96,000	\$50,086	(\$45,914)	\$0	
Golden HS Doors Replacement	Close Out	100%	\$263,486	\$257,443	(\$6,043)	\$0	
Green Mountain ES FF&E	Close Out	100%	\$38,663	\$134,641	\$95,978	\$0	
Jefferson Academy Charter Debt Repayment	Close Out	100%	\$0	\$1,281,894	\$1,281,894	\$0	PI
Kullerstrand ES Efficiency & Future Ready	Close Out	100%	\$1,143,045	\$1,184,554	\$41,509	\$97,555	

Fiscal Plan Year: 2021	Work Progress		Budget Summary				
Project Description	Phase	%	Original	Current	Variance	Haz-Mat	Notes
Kullerstrand ES FF&E	Close Out	100%	\$147,000	\$245,308	\$98,308	\$0	
Kyffin ES Efficiency & Future Ready	Close Out	100%	\$4,144,305	\$3,763,367	(\$380,938)	\$84,114	
Lasley ES Efficiency & Future Ready	Close Out	100%	\$632,859	\$639,300	\$6,441	\$11,149	
Lawrence ES Efficiency & Future Ready	Close Out	100%	\$2,443,566	\$2,110,024	(\$333,542)	\$0	
Lumberg ES FF&E	Close Out	100%	\$551,250	\$516,204	(\$35,046)	\$0	
Maple Grove ES Efficiency & Future Ready	Close Out	100%	\$807,121	\$723,322	(\$83,799)	\$28,360	
Maple Grove ES FF&E	Close Out	97%	\$194,250	\$293,370	\$99,120	\$0	
Miller Special School Efficiency & Future Ready	Close Out	100%	\$1,616,366	\$1,663,231	\$46,865	\$4,947	
Parmalee ES FF&E	Close Out	100%	\$168,000	\$172,959	\$4,959	\$0	
Patterson International Efficiency & Future Ready	Close Out	100%	\$526,229	\$595,884	\$69,655	\$32,212	
Sheridan Green ES Efficiency & Future Ready	Close Out	100%	\$851,758	\$1,267,486	\$415,728	\$0	
Stott ES Efficiency & Future Ready	Close Out	100%	\$826,580	\$878,397	\$51,818	\$87,872	
Vanderhoof ES Efficiency & Future Ready	Close Out	100%	\$1,707,668	\$2,141,732	\$434,065	\$134,165	
Wayne Carle MS FF&E	Close Out	100%	\$182,000	\$152,624	(\$29,376)	\$0	
Westridge ES Efficiency & Future Ready	Close Out	100%	\$418,174	\$457,776	\$39,602	\$0	
Allendale ES Efficiency & Future Ready	Complete	100%	\$752,628	\$60,252	(\$692,376)	\$0	
Allendale ES FF&E	Complete	100%	\$365,872	\$71,409	(\$294,464)	\$0	
Bell MS FF&E	Complete	100%	\$225,000	\$787,916	\$562,916	\$0	FFE
CTE South FF&E	Complete	100%	\$500,000	\$199,432	(\$300,568)	\$0	
Dakota Ridge HS Efficiency & Future Ready	Complete	100%	\$3,162,502	\$3,179,475	\$16,973	\$0	
Devinny ES Efficiency & Future Ready	Complete	100%	\$745,596	\$954,282	\$208,686	\$15,009	
Devinny ES FF&E	Complete	100%	\$105,000	\$344,658	\$239,658	\$0	
Everitt MS FF&E	Complete	100%	\$297,500	\$271,898	(\$25,602)	\$0	
Fitzmorris ES FF&E	Complete	100%	\$110,250	\$295,485	\$185,235	\$0	
Foster ES FF&E	Complete	100%	\$498,750	\$303,351	(\$195,399)	\$0	
G DW Modular Bldg Removal 2021 5-ES	Complete	100%	\$0	\$201,014	\$201,014	\$0	
H DW Elevator Upgrades 2021 6-ES 7-MS 8-HS 4-Other	Complete	100%	\$0	\$308,220	\$308,220	\$0	
Jefferson Jr-Sr HS FF&E	Complete	100%	\$0	\$144,466	\$144,466	\$0	
Kyffin ES FF&E	Complete	100%	\$341,250	\$368,699	\$27,449	\$0	
Lasley ES FF&E	Complete	100%	\$441,000	\$140,271	(\$300,729)	\$0	
Manning School FF&E	Complete	100%	\$21,105	\$391,779	\$370,674	\$0	
Patterson Cottages Efficiency & Future Ready	Complete	100%	\$360,591	\$258,407	(\$102,184)	\$28,458	
Pomona HS FF&E	Complete	100%	\$1,050,000	\$452,957	(\$597,043)	\$0	
Ryan ES Efficiency & Future Ready	Complete	100%	\$1,213,833	\$1,201,999	(\$11,834)	\$0	
Ryan ES FF&E	Complete	100%	\$362,250	\$334,842	(\$27,408)	\$0	
Sheridan Green ES FF&E	Complete	100%	\$473,550	\$173,067	(\$300,483)	\$0	
Slater ES Asbestos Abatement	Complete	100%	\$0	\$0	\$0	\$5,850	
<b>2021 Subtotals:</b>			<b>\$141,755,222</b>	<b>\$167,244,951</b>	<b>\$23,587,410</b>	<b>\$1,902,319</b>	

Fiscal Plan Year: 2020	Work Progress		Budget Summary				
Project Description	Phase	%	Original	Current	Variance	Haz-Mat	Notes
Charter Montessori Peaks Academy General Upgrades	Construction	77%	\$3,090,152	\$3,832,043	\$741,891	\$0	PI
Charter Rocky Mountain Deaf School General Upgrades	Construction	88%	\$3,090,152	\$3,828,328	\$738,176	\$0	PI
Foster ES Addition & General Upgrades	Construction	99%	\$5,364,815	\$5,953,372	\$588,556	\$203,716	SC
H DW Network Upgrades 75-ES 13-MS 12-HS 18-Other	Construction	100%	\$7,027,183	\$7,437,932	\$410,749	\$0	
Parmalee ES Addition & General Upgrades	Construction	99%	\$3,571,423	\$4,169,871	\$598,449	\$40,777	SC
Pomona HS Addition & General Upgrades	Construction	99%	\$9,368,604	\$8,972,530	(\$396,074)	\$0	
Bell MS Addition & General Upgrades	Close Out	100%	\$6,877,348	\$6,948,575	\$71,227	\$88,323	
Brady Exploration School Efficiency & Future Ready	Close Out	100%	\$1,752,517	\$1,914,897	\$162,380	\$0	
CTE South New Bldg	Close Out	100%	\$10,000,000	\$10,131,754	\$131,754	\$0	
Charter Compass Montessori Wheat Ridge General Upgrades	Close Out	100%	\$3,090,152	\$2,651,099	(\$439,053)	\$0	CC,PI
Charter Excel Academy Charter School General Upgrades	Close Out	100%	\$3,090,152	\$3,831,411	\$741,259	\$0	PI
Charter Lincoln Academy Charter School General Upgrades	Close Out	100%	\$3,090,152	\$3,827,478	\$737,326	\$0	PI
Conifer HS Addition & General Upgrades	Close Out	100%	\$7,550,789	\$10,438,314	\$2,887,526	\$0	MC,UC,OB

JEFFCO PUBLIC SCHOOLS  
Construction Management  
Status of Projects by Program



Fiscal Plan Year: 2020	Work Progress		Budget Summary				
	Project Description	Phase	%	Original	Current	Variance	Haz-Mat
Eiber ES Efficiency & Future Ready	Close Out	100%	\$1,016,502	\$1,382,273	\$365,771	\$140,331	
H DW Fire Sprinklers Replacement 3-ES 1-MS 1-Other	Close Out	100%	\$139,253	\$128,389	(\$10,863)	\$0	
H DW Flooring 2020-I 2-ES 2-Other	Close Out	100%	\$600,430	\$642,980	\$42,550	\$47,252	
H DW HVAC 2020 2-ES 1-Other	Close Out	100%	\$1,926,540	\$2,082,151	\$155,611	\$35,165	
H DW Roofing 2020-I 3-ES 1-Other	Close Out	100%	\$2,182,195	\$2,390,300	\$208,105	\$0	
H DW Roofing 2020-II 4-ES 1-MS 1-HS	Close Out	100%	\$1,398,952	\$1,032,486	(\$366,466)	\$0	
Jefferson HS Addition & General Upgrades	Close Out	100%	\$12,225,139	\$12,134,387	(\$90,752)	\$341,668	
Lumberg ES Addition & General Upgrades	Close Out	100%	\$7,397,620	\$7,302,442	(\$95,178)	\$298,902	
Manning School Addition & General Upgrades	Close Out	100%	\$6,403,971	\$6,355,245	(\$48,726)	\$29,972	
Wayne Carle MS Addition & General Upgrades	Close Out	100%	\$5,201,180	\$4,901,563	(\$299,617)	\$0	
Adams ES Efficiency & Future Ready	Complete	100%	\$1,053,714	\$991,491	(\$62,223)	\$0	
Arvada HS FF&E	Complete	100%	\$1,417,500	\$1,063,645	(\$353,855)	\$0	
Arvada K-8 Efficiency & Future Ready	Complete	100%	\$2,094,864	\$1,957,848	(\$137,015)	\$245,688	
Belmar ES Efficiency & Future + Paving	Complete	100%	\$690,210	\$848,999	\$158,790	\$85,281	
Belmar School of Integ. Arts FF&E	Complete	100%	\$78,750	\$374,494	\$295,744	\$0	
Charter New America School New Building (formerly General	Complete	100%	\$3,090,152	\$3,146,962	\$56,810	\$0	PI
Columbine Hills ES Efficiency & Future Ready	Complete	100%	\$820,608	\$1,030,910	\$210,302	\$18,306	
Conifer HS FF&E	Complete	100%	\$892,500	\$928,551	\$36,051	\$0	
Coronado ES Efficiency & Future Ready	Complete	100%	\$2,377,700	\$2,211,237	(\$166,463)	\$11,023	
Coronado ES FF&E	Complete	100%	\$525,000	\$192,990	(\$332,010)	\$0	
Dunstan MS Technology Upgrades	Complete	100%	\$18,000	\$15,356	(\$2,644)	\$0	
Dutch Creek ES Efficiency & Future Ready	Complete	100%	\$1,101,361	\$1,238,749	\$137,388	\$38,240	
Dutch Creek ES FF&E	Complete	100%	\$472,500	\$146,847	(\$325,653)	\$0	
Eiber ES FF&E	Complete	100%	\$598,500	\$248,332	(\$350,168)	\$0	
Foothills ES Efficiency & Future Ready	Complete	100%	\$883,658	\$1,127,680	\$244,022	\$51,404	
Foothills ES FF&E	Complete	100%	\$378,000	\$137,254	(\$240,746)	\$0	
Fremont ES Efficiency & Future Ready	Complete	100%	\$1,038,912	\$1,087,700	\$48,788	\$102,186	
Fremont ES FF&E	Complete	100%	\$157,500	\$322,246	\$164,746	\$0	
Green Gables ES Efficiency & Future Ready	Complete	100%	\$1,477,970	\$1,471,253	(\$6,717)	\$71,513	
Green Gables ES FF&E	Complete	100%	\$399,000	\$95,144	(\$303,856)	\$0	
Green Mountain HS FF&E	Complete	100%	\$1,417,500	\$1,038,636	(\$378,864)	\$0	
H 581 Conference Place Reopen Phase 2	Complete	100%	\$0	\$506,698	\$506,698	\$0	UC,ED,SC
H DW Elevator Upgrades 3-ES 4-MS 3-HS 1-Other	Complete	100%	\$58,568	\$370,908	\$312,340	\$0	
H DW Field Improvements 11-HS	Complete	100%	\$8,400,000	\$19,162,749	\$10,762,749	\$172,216	SC,19M
H DW Flooring 2020-II 4-ES	Complete	100%	\$411,604	\$395,793	(\$15,811)	\$58,547	
H DW IT Cameras 2020 24-ES 7-MS 9-HS 16-Other	Complete	100%	\$878,600	\$862,398	(\$16,202)	\$0	
H DW LED Lighting - Interior 17-ES 1-Other	Complete	100%	\$2,781,920	\$2,881,698	\$99,778	\$31,522	
H DW Modular Bldg Removal 2020 3-ES	Complete	100%	\$0	\$445,625	\$445,625	\$0	
H DW Paving 2020-I 2-ES 1-MS	Complete	100%	\$225,750	\$311,775	\$86,025	\$0	
H DW Paving 2020-II 3-ES 1-Other	Complete	100%	\$509,250	\$532,621	\$23,371	\$0	
H DW Playgrounds 2020 8-ES 2-Other	Complete	100%	\$1,051,742	\$1,372,625	\$320,883	\$0	
H DW Security Glass 2020-I 11-ES 1-Other	Complete	100%	\$88,000	\$52,125	(\$35,875)	\$7,829	
Hackberry Hill ES Efficiency & Future Ready	Complete	100%	\$708,508	\$551,787	(\$156,721)	\$0	
Hutchinson ES Efficiency & Future Ready	Complete	100%	\$1,849,313	\$1,770,012	(\$79,301)	\$89,801	
Hutchinson ES FF&E	Complete	100%	\$288,750	\$93,708	(\$195,042)	\$0	

Fiscal Plan Year: 2020	Work Progress		Budget Summary				
Project Description	Phase	%	Original	Current	Variance	Haz-Mat	Notes
Ken Caryl MS FACS CR + Bldg Signage	Complete	100%	\$343,200	\$374,447	\$31,247	\$22,608	
Kendrick Lakes ES FF&E	Complete	100%	\$658,840	\$612,175	(\$46,665)	\$0	
Lukas ES Efficiency & Future Ready	Complete	100%	\$1,106,650	\$1,147,495	\$40,845	\$0	
Lukas ES FF&E	Complete	100%	\$151,450	\$86,577	(\$64,873)	\$0	
Ralston ES Efficiency & Future Ready	Complete	100%	\$827,236	\$916,564	\$89,327	\$102,488	
Semper ES Efficiency & Future Ready	Complete	100%	\$1,540,562	\$1,582,813	\$42,251	\$0	
Stober ES Efficiency & Future Ready	Complete	100%	\$3,492,085	\$3,413,009	(\$79,076)	\$142,252	
Stober ES FF&E	Complete	100%	\$78,750	\$190,522	\$111,772	\$0	
Three Creeks K-8 FF&E	Complete	100%	\$0	\$194,960	\$194,960	\$0	
Trailblazer Stadium Efficiency & Future Ready	Complete	100%	\$4,415,250	\$4,275,888	(\$139,362)	\$0	
Vivian ES Efficiency & Future Ready	Complete	100%	\$1,506,673	\$1,752,143	\$245,470	\$116,661	
Welchester ES Efficiency & Future Ready	Complete	100%	\$1,407,615	\$1,726,787	\$319,172	\$60,146	
Welchester ES FF&E	Complete	100%	\$288,750	\$80,358	(\$208,392)	\$0	
West Jefferson MS Efficiency & Future Ready	Complete	100%	\$1,809,680	\$1,693,835	(\$115,845)	\$0	
Westridge ES HVAC	Complete	100%	\$780,720	\$1,536,383	\$755,663	\$0	OB,EC,SC
Wilnot ES FF&E	Complete	100%	\$304,500	\$347,176	\$42,676	\$0	
Witt ES Efficiency & Future Ready	Complete	100%	\$1,737,130	\$2,006,960	\$269,830	\$103,815	
Witt ES FF&E	Complete	100%	\$220,350	\$127,368	(\$92,982)	\$0	
<b>2020 Subtotals:</b>			<b>\$164,360,564</b>	<b>\$186,099,757</b>	<b>\$18,981,560</b>	<b>\$2,757,632</b>	

Fiscal Plan Year: 2019	Work Progress		Budget Summary				
Project Description	Phase	%	Original	Current	Variance	Haz-Mat	Notes
Alameda HS Addition & General Upgrades	Construction	92%	\$19,055,745	\$29,882,228	\$10,826,483	\$0	UC,SC
Alameda Int'l Jr-Sr Asbestos Abatement	Construction	100%	\$0	\$0	\$0	\$2,041,193	
Charter Collegiate Academy of Colorado General Upgrades	Construction	96%	\$3,090,152	\$3,831,451	\$741,299	\$0	PI
Charter Mountain Phoenix Community School General Upgrad	Construction	98%	\$3,090,152	\$3,826,667	\$736,515	\$0	PI
Charter Addenbrooke Classical Academy General Upgrades	Close Out	100%	\$3,090,152	\$3,828,963	\$738,811	\$0	PI
Columbine HS Addition & General Upgrades	Close Out	100%	\$11,482,013	\$17,847,523	\$6,365,510	\$272,854	UC,SC,OB
Green Mountain HS Addition & General Upgrades	Close Out	100%	\$11,105,728	\$12,169,414	\$1,063,686	\$70,021	MC,UC,SC
H DW FF&E Allocation	Close Out	100%	\$0	\$43,746	\$43,746	\$0	
H North Area Transportation-Joyce Renovation	Close Out	100%	\$349,400	\$468,141	\$118,741	\$0	
Adams ES FF&E	Complete	100%	\$324,450	\$155,779	(\$168,671)	\$0	
Arvada HS Addition & General Upgrades	Complete	100%	\$12,018,096	\$15,234,824	\$3,216,728	\$222,010	UC,OB,EC
Arvada K8 FF&E	Complete	100%	\$0	\$709,697	\$709,697	\$0	19M
Charter-Compass Montessori Golden Debt Repayment	Complete	100%	\$3,090,152	\$4,246,502	\$1,156,350	\$0	CC
Charter-Jefferson Acad. Secondary Addition	Complete	100%	\$6,180,304	\$6,213,940	\$33,636	\$0	CC,PI
Charter-Rocky Mtn Acad. Evergreen Debt Repayment	Complete	100%	\$3,090,152	\$3,101,864	\$11,712	\$0	PI
Charter-Two Roads Arvada Debt Repayment	Complete	100%	\$3,090,152	\$3,104,376	\$14,224	\$0	PI
Charter-Woodrow Wilson Academy Debt Repayment	Complete	100%	\$3,090,152	\$3,101,768	\$11,616	\$0	PI
Creighton MS FF&E	Complete	100%	\$0	\$162,251	\$162,251	\$0	
Evergreen HS Storm Drain Repair	Complete	100%	\$0	\$389,281	\$389,281	\$0	
Everitt MS Library Renovation	Complete	100%	\$545,789	\$545,789	\$0	\$0	
H DW Building Lighting 1-MS	Complete	100%	\$299,775	\$946,487	\$646,712	\$0	19M
H DW Curtain Riggings 8-HS	Complete	100%	\$0	\$173,922	\$173,922	\$0	
H DW Field Improvements 1-MS 7-HS	Complete	100%	\$12,157,500	\$20,327,403	\$8,169,903	\$0	SC,19M
H DW Fire Alarms 1-ES 1-MS 1-HS 1-Other	Complete	100%	\$64,877	\$177,130	\$112,254	\$0	
H DW Flooring 12-ES 4-Other	Complete	100%	\$886,851	\$1,563,346	\$676,495	\$321,861	19M
H DW Gym Divider Curtains 6-MS 1-Other	Complete	100%	\$0	\$336,487	\$336,487	\$0	
H DW HVAC 2-MS	Complete	100%	\$185,913	\$1,500,354	\$1,314,441	\$0	19M
H DW IT Cameras 51-ES 1-HS 2-Other	Complete	100%	\$774,304	\$665,351	(\$108,953)	\$0	

Fiscal Plan Year: 2019	Work Progress		Budget Summary				
Project Description	Phase	%	Original	Current	Variance	Haz-Mat	Notes
H DW Irrigation 2-ES 1-MS 2-HS	Complete	100%	\$0	\$513,353	\$513,353	\$0	19M
H DW Modular Bldg Removal 8-ES 1-MS 2-Other	Complete	100%	\$0	\$408,390	\$408,390	\$0	
H DW Paving 6-ES 1-MS 2-Other	Complete	100%	\$799,050	\$1,645,759	\$846,709	\$0	19M
H DW Playgrounds 4-ES 4-Other	Complete	100%	\$873,810	\$1,566,807	\$692,997	\$0	19M
H DW Roofing 3-ES 1-HS	Complete	100%	\$2,504,598	\$4,139,927	\$1,635,329	\$0	SC
H DW Security Glass 9-ES	Complete	100%	\$67,997	\$43,303	(\$24,694)	\$6,504	
H DW Site Lighting 4-ES 2-Other	Complete	100%	\$130,000	\$807,114	\$677,114	\$0	19M
H North Area Transportation-Joyce Site Acquisition	Complete	100%	\$7,000,600	\$7,000,600	\$0	\$0	
Ken Caryl MS FF&E	Complete	100%	\$0	\$188,133	\$188,133	\$0	
Kendrick Lakes ES Replace School	Complete	100%	\$22,743,115	\$20,228,867	(\$2,514,248)	\$181,141	MC
Pomona HS FF&E	Complete	100%	\$0	\$90,910	\$90,910	\$0	
Ralston Valley HS Roofing	Complete	100%	\$0	\$1,670,244	\$1,670,244	\$0	19M
Summit Ridge MS FF&E	Complete	100%	\$0	\$192,838	\$192,838	\$0	
Three Creeks K-8 Addition & General Upgrades	Complete	100%	\$4,931,850	\$5,664,653	\$732,803	\$0	MC,OB
West Jefferson MS FF&E	Complete	100%	\$395,000	\$361,376	(\$33,624)	\$0	
Wilmot ES Addition & General Upgrades	Complete	100%	\$3,212,843	\$8,164,168	\$4,951,325	\$95,628	MC,UC,OB
<b>2019 Subtotals:</b>			<b>\$139,720,671</b>	<b>\$190,452,339</b>	<b>\$47,520,456</b>	<b>\$3,211,212</b>	



## Report Reference

### Work Progress Columns:

- Phase The current phase of the project life cycle as most recently reported by the project manager
- % An estimate of payable work progress calculated from the latest status and forecast in the project management system

### Budget Summary Columns:

- Original The original estimated budget for the project scope
- Current The latest revised budget including all approved changes
- Variance The difference between the Original and Current budget
- Haz-Mat Additional budget approved for hazardous materials mitigation
- Notes Abbreviated variance descriptions for projects with significant budget Variance (see translation table below)

### Variance Notes

Note	Description
MC	Market Conditions
UC	Unforeseen Conditions
SC	Scope Change
19M	19M Program Scope - Initial project budget did not cover hazardous materials. If hazardous materials were identified it was paid out of program contingency.
PI	Premium and Interest Earned by Charter
OB	Occupied Building
EC	Existing Conditions
CC	Budget Shared Between Charter Campuses
FFE	Additional Fixtures, Furnishings and Equipment (FF&E) scope identified through a full assessment by the FF&E team. This team was not in place until after the initial bond program development.
DB	Directed by the Board of Education

## Facility Listings for Multi-Site (DW) Projects

<b>Fiscal Plan Year: 2023</b>	
<b>Project Description</b>	<b>Project Facilities</b>
DW Mechanical 2023 1-ES 2-Other	Bradford K-8 South, West Woods ES, Sobesky Academy
F DW FF&E Allocation	
H DW Playgrounds 2023 2-ES	Edgewater ES, Hutchinson ES
F DW Network Upgrades 2023	

<b>Fiscal Plan Year: 2022</b>	
<b>Project Description</b>	<b>Project Facilities</b>
G DW Elevator Upgrades 2022 1-ES 1-MS 1-HS	Peck ES, Deer Creek MS, Golden HS
G DW Modular Bldg Removal 2022 7-ES 1-Other	Glennon Heights ES, Governor's Ranch ES, Lasley ES, Little ES, Molholm ES, South Lakewood ES, Westgate ES, Brady Exploration School
G DW LED Lighting 2022 8-ES 4-MS 2-HS 3-Other	Bradford K-8 South, Bradford K-8 North, Lawrence ES, Leawood ES, Meiklejohn ES, Normandy ES, Rooney Ranch ES, Ute Meadows ES, Weber ES, West Woods ES, Brady Exploration School, Creighton MS, Deer Creek MS, Mandalay MS, Moore MS, Chatfield HS, Dakota Ridge HS
G DW Mechanical 2022 3-ES	Campbell ES, Little ES, Van Arsdale ES
G DW Network Upgrades 2022 75-ES 13-MS 12-HS 18-Other	Allendale ES, Adams ES, Arvada K-8, Bear Creek K-8, Blue Heron ES, Belmar School of Integrated Arts, Campbell ES, Bradford K-8 North, Colorow ES, Coal Creek Canyon K-8, Columbine Hills ES, Coronado ES, Devinity ES, Dutch Creek ES, Edgewater ES, Eiber ES, Emory ES, Fairmount ES, Fitzmorris ES, Foothills ES, Foster ES, Fremont ES, Anderson Preschool, Glennon Heights ES, Governor's Ranch ES, Green Gables ES, Green Mountain ES, Hackberry Hill ES, Hutchinson ES, Irwin Preschool, Sheridan Green ES, Kendallvue ES, Kullerstrand ES, Kyffin ES, Lasley ES, Lawrence ES, Leawood ES, Little ES, Lukas ES, Lumberg ES, Maple Grove ES, Meiklejohn ES, Mitchell ES, Molholm ES, Mortenson ES, Mount Carbon ES, Normandy ES, Parr ES, Patterson International School, Pennington ES, Peck ES, Peiffer ES, Powderhorn ES, Red Rocks ES, Rooney Ranch ES, Stott ES, Ryan ES, Secrest ES, Semper ES, Shaffer ES, Shelton ES, Sierra ES, Slater ES, Deane ES, South Lakewood ES, Stober ES, Stevens ES, Swanson ES, Stony Creek ES, Litz Preschool, Thomson ES, Vanderhoof ES, Van Arsdale ES, Ute Meadows ES, Vivian ES, Warder ES, Weber ES, Welchester ES, Westgate ES, Westridge ES, West Woods ES, Wilmore Davis ES, Witt ES, Brady Exploration School, Dennison ES, Manning School, McLain Community HS, Jeffco Open School, Miller Special School, Free Horizon Montessori (Charter), Warren Tech Central, Long View HS, Bell MS, Wayne Carle MS, Carmody MS, Creighton MS, Deer Creek MS, Drake MS, Dunstan MS, Everitt MS, Falcon Bluffs MS, Mandalay MS, Moore MS, Oberon MS, North Arvada MS, Wheat Ridge 5-8, Arvada HS, Bear Creek HS, Chatfield HS, Dakota Ridge HS, Golden HS, Jefferson Jr-Sr HS, Lakewood HS, Pomona HS, Ralston Valley HS, Standley Lake HS, Wheat Ridge HS, Connections Learning Center
G DW Paving 2022 5-ES 1-MS	Campbell ES, Little ES, Peiffer ES, South Lakewood ES, Thomson ES, Falcon Bluffs MS
G DW Flooring 2022-I 4-ES 3-MS	Governor's Ranch ES, Mount Carbon ES, Peiffer ES, Rooney Ranch ES, Deer Creek MS, Falcon Bluffs MS, Summit Ridge MS
G DW Flooring 2022-II 7-ES	Glennon Heights ES, Little ES, Parr ES, Pennington ES, South Lakewood ES, Swanson ES, Van Arsdale ES
G DW Playground 2022-I 4-ES	Glennon Heights ES, Governor's Ranch ES, Mount Carbon ES, Peiffer ES
G DW Playground 2022-II 2-ES	Campbell ES, Fairmount ES
G DW Roofing 2022 4-ES 1-MS	Campbell ES, Fairmount ES, Pennington ES, South Lakewood ES, Summit Ridge MS
G DW Security Glass 2022 7-ES 1-MS 1-HS 1-Other	Bear Creek K-8, Campbell ES, Fairmount ES, Little ES, Parr ES, Pennington ES, South Lakewood ES, Swanson ES, Summit Ridge MS, Arvada West HS

<b>Fiscal Plan Year: 2021</b>	
<b>Project Description</b>	<b>Project Facilities</b>
G DW Field Improvements 2021 1-ES 4-HS	Lumberg ES, D'Evelyn Jr-Sr HS, Alameda Int'l Jr-Sr HS, Jefferson Jr-Sr HS, Wheat Ridge HS
G DW Flooring 2021 6-ES	Emory ES, Peck ES, Red Rocks ES, Shaffer ES, Thomson ES, Westgate ES

<b>Fiscal Plan Year: 2021</b>	
<b>Project Description</b>	<b>Project Facilities</b>
G DW LED Lighting 2021 11-ES	Edgewater ES, Elk Creek ES, Emory ES, Kyffin ES, Red Rocks ES, Shaffer ES, Stevens ES, Stony Creek ES, Thomson ES, Warder ES, West Jefferson ES
G DW Mechanical 2021 5-ES	Edgewater ES, Elk Creek ES, Peck ES, Secrest ES, Thomson ES
G DW Paving 2021 3-ES 1-MS	Parmalee ES, Red Rocks ES, West Jefferson ES, Ken Caryl MS
G DW Playgrounds 2021 9-ES	Elk Creek ES, Kyffin ES, Normandy ES, Peck ES, Red Rocks ES, Secrest ES, Shaffer ES, Thomson ES, Warder ES
G DW Roofing 2021 5-ES	Emory ES, Fitzmorris ES, Lawrence ES, Stevens ES, Westgate ES
G DW Security Glass 2021 6-ES 5-MS 1-HS	Dutch Creek ES, Leawood ES, Meiklejohn ES, Red Rocks ES, Rose Stein International ES, Weber ES, Ken Caryl MS, Creighton MS, Drake MS, Mandalay MS, Moore MS, Conifer HS
G DW Modular Bldg Removal 2021 5-ES	Kendallvue ES, Kullerstrand ES, Lawrence ES, Slater ES, Vivian ES
H DW Elevator Upgrades 2021 6-ES 7-MS 8-HS 4-Other	Bear Creek K-8, Emory ES, Lawrence ES, Meiklejohn ES, Peck ES, Stevens ES, Wilmot ES, Free Horizon Montessori (Charter), Warren Tech North, Warren Tech South, Wayne Carle MS, Carmody MS, Creighton MS, Dunstan MS, Falcon Bluffs MS, Summit Ridge MS, North Arvada MS, Alameda Int'l Jr-Sr HS, Bear Creek HS, Chatfield HS, Golden HS, Jefferson Jr-Sr HS, Lakewood HS, Ralston Valley HS, Wheat Ridge HS

<b>Fiscal Plan Year: 2020</b>	
<b>Project Description</b>	<b>Project Facilities</b>
H DW Network Upgrades 75-ES 13-MS 12-HS 18-Other	Allendale ES, Adams ES, Arvada K-8, Bear Creek K-8, Blue Heron ES, Belmar School of Integrated Arts, Campbell ES, Bradford K-8 North, Colorow ES, Coal Creek Canyon K-8, Columbine Hills ES, Coronado ES, Devinny ES, Dutch Creek ES, Edgewater ES, Eiber ES, Emory ES, Fairmount ES, Fitzmorris ES, Foothills ES, Foster ES, Fremont ES, Anderson Preschool, Glennon Heights ES, Governor's Ranch ES, Green Gables ES, Green Mountain ES, Hackberry Hill ES, Hutchinson ES, Irwin Preschool, Sheridan Green ES, Kendallvue ES, Kullerstrand ES, Kyffin ES, Lasley ES, Lawrence ES, Leawood ES, Little ES, Lukas ES, Lumberg ES, Maple Grove ES, Meiklejohn ES, Mitchell ES, Molholm ES, Mortenson ES, Mount Carbon ES, Normandy ES, Parr ES, Patterson International School, Pennington ES, Peck ES, Peiffer ES, Powderhorn ES, Red Rocks ES, Rooney Ranch ES, Stott ES, Ryan ES, Secrest ES, Semper ES, Shaffer ES, Shelton ES, Sierra ES, Slater ES, Deane ES, South Lakewood ES, Stober ES, Stevens ES, Swanson ES, Stony Creek ES, Litz Preschool, Thomson ES, Vanderhoof ES, Van Arsdale ES, Ute Meadows ES, Vivian ES, Warder ES, Weber ES, Welchester ES, Westgate ES, Westridge ES, West Woods ES, Wilmore Davis ES, Witt ES, Brady Exploration School, Dennison ES, Manning School, McLain Community HS, Jeffco Open School, Miller Special School, Free Horizon Montessori (Charter), Warren Tech Central, Long View HS, Bell MS, Wayne Carle MS, Carmody MS, Creighton MS, Deer Creek MS, Drake MS, Dunstan MS, Everitt MS, Falcon Bluffs MS, Mandalay MS, Moore MS, Oberon MS, North Arvada MS, Wheat Ridge 5-8, Arvada HS, Bear Creek HS, Chatfield HS, Dakota Ridge HS, Golden HS, Jefferson Jr-Sr HS, Lakewood HS, Pomona HS, Ralston Valley HS, Standley Lake HS, Wheat Ridge HS, Connections Learning Center
H DW Fire Sprinklers Replacement 3-ES 1-MS 1-Other	Bradford K-8 North, Rooney Ranch ES, Ryan ES, Van Arsdale ES, Deer Creek MS
H DW Flooring 2020-I 2-ES 2-Other	Fitzmorris ES, Lasley ES, Free Horizon Montessori (Formerly Pleasant View ES), Miller Special School
H DW HVAC 2020 2-ES 1-Other	Patterson International School, Stott ES, Ryan ES
H DW Roofing 2020-I 3-ES 1-Other	Green Mountain ES, Lasley ES, Parr ES, Patterson International School
H DW Roofing 2020-II 4-ES 1-MS 1-HS	Kullerstrand ES, Little ES, Swanson ES, Thomson ES, Carmody MS, Evergreen HS
H DW Elevator Upgrades 3-ES 4-MS 3-HS 1-Other	Lawrence ES, Peck ES, Wilmot ES, Carmody MS, Creighton MS, Deer Creek MS, Falcon Bluffs MS, Bear Creek HS, Conifer HS, Dakota Ridge HS, Education Service Center
H DW Field Improvements 11-HS	Arvada HS, Arvada West HS, Chatfield HS, Columbine HS, Conifer HS, Dakota Ridge HS, Golden HS, Green Mountain HS, Lakewood HS, Pomona HS, Standley Lake HS
H DW Flooring 2020-II 4-ES	Allendale ES, Fairmount ES, Thomson ES, West Woods ES

<b>Fiscal Plan Year: 2020</b>	
<b>Project Description</b>	<b>Project Facilities</b>
H DW IT Cameras 2020 24-ES 7-MS 9-HS 16-Other	Allendale ES, Arvada K-8, Bear Creek K-8, Belmar School of Integrated Arts, Bradford K-8 South, Campbell ES, Bradford K-8 North, Coal Creek Canyon K-8, Coronado ES, Elk Creek ES, Fairmount ES, Fremont ES, Glennon Heights ES, Irwin Preschool, Meiklejohn ES, Mitchell ES, Mortenson ES, Ralston ES, Stott ES, Shaffer ES, Shelton ES, Slater ES, South Lakewood ES, Stony Creek ES, Litz Preschool, Vanderhoof ES, Van Arsdale ES, Ute Meadows ES, Welchester ES, West Jefferson ES, West Woods ES, Brady Exploration School, Dennison ES, Manning School, McLain Community HS, Jeffco Open School, Miller Special School, Warren Tech Central, Warren Tech North, Deer Creek MS, Evergreen MS, Everitt MS, Falcon Bluffs MS, Mandalay MS, Oberon MS, North Arvada MS, Alameda Int'l Jr-Sr HS, Arvada HS, Bear Creek HS, Evergreen HS, Jefferson Jr-Sr HS, Pomona HS, Ralston Valley HS, Standley Lake HS, Wheat Ridge HS, Connections Learning Center
H DW LED Lighting - Interior 17-ES 1-Other	Columbine Hills ES, Devinny ES, Fitzmorris ES, Sheridan Green ES, Kullerstrand ES, Lasley ES, Maple Grove ES, Patterson International School, Peck ES, Powderhorn ES, Stott ES, Ryan ES, Secrest ES, Deane ES, Vanderhoof ES, Westgate ES, Westridge ES, Dennison ES
H DW Modular Bldg Removal 2020 3-ES	Campbell ES, Green Gables ES, Peck ES
H DW Paving 2020-I 2-ES 1-MS	Columbine Hills ES, Lawrence ES, Everitt MS
H DW Paving 2020-II 3-ES 1-Other	Bradford K-8 North, Mitchell ES, Ryan ES, Shelton ES
H DW Playgrounds 2020 8-ES 2-Other	Allendale ES, Columbine Hills ES, Sheridan Green ES, Kendallvue ES, Free Horizon Montessori (Formerly Pleasant View ES), Stott ES, Stony Creek ES, Vanderhoof ES, Westridge ES, Miller Special School
H DW Security Glass 2020-I 11-ES 1-Other	Elk Creek ES, Green Mountain ES, Kyffin ES, Mitchell ES, Peck ES, Secrest ES, Shelton ES, Slater ES, Stevens ES, Thomson ES, Warder ES, Wheat Ridge 5-8

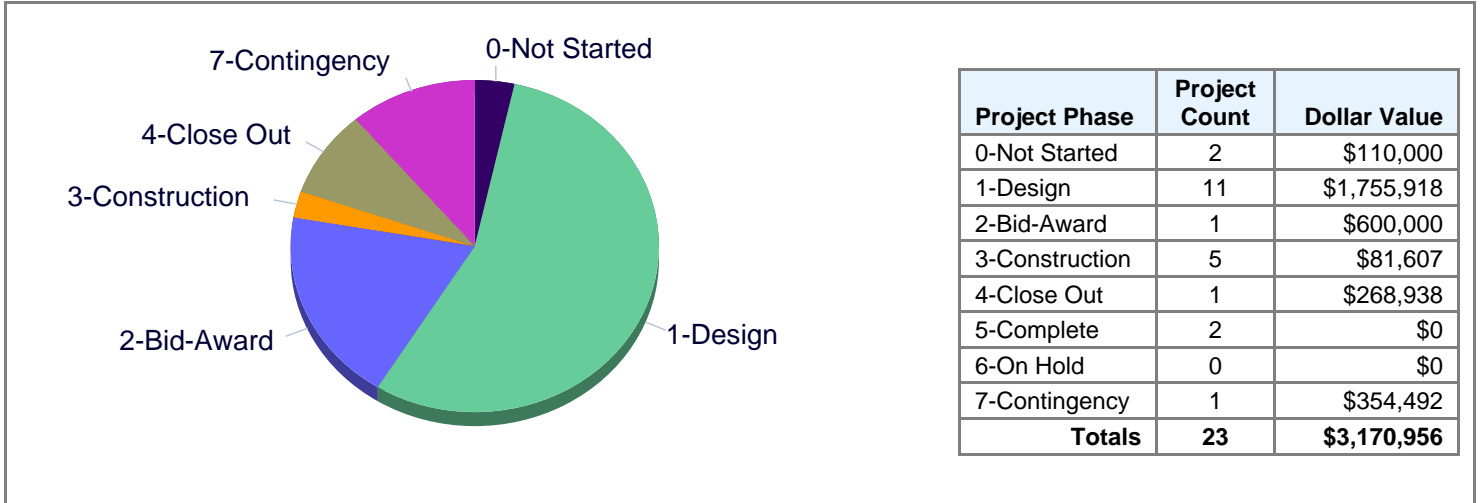
<b>Fiscal Plan Year: 2019</b>	
<b>Project Description</b>	<b>Project Facilities</b>
H DW FF&E Allocation	
H DW Building Lighting 1-MS	North Arvada MS
H DW Curtain Riggings 8-HS	Alameda Int'l Jr-Sr HS, Arvada West HS, Bear Creek HS, Evergreen HS, Golden HS, Lakewood HS, Pomona HS, Wheat Ridge HS
H DW Field Improvements 1-MS 7-HS	West Jefferson MS, Arvada HS, Chatfield HS, Conifer HS, Dakota Ridge HS, Evergreen HS, Lakewood HS, Ralston Valley HS
H DW Fire Alarms 1-ES 1-MS 1-HS 1-Other	Red Rocks ES, D'Evelyn Jr-Sr HS, Mandalay MS, 809 Bldg 1 Service Center Bldg 1
H DW Flooring 12-ES 4-Other	Bergen Meadow ES, Bradford K-8 South, Bradford K-8 North, Eiber ES, Foothills ES, Green Mountain ES, Hutchinson ES, Sheridan Green ES, Kullerstrand ES, Lukas ES, Free Horizon Montessori (Formerly Pleasant View ES), Vivian ES, Welchester ES, Westridge ES, Wilmore Davis ES, Free Horizon Montessori (Charter)
H DW Gym Divider Curtains 6-MS 1-Other	Manning School, Ken Caryl MS, Carmody MS, Drake MS, Everitt MS, Oberon MS, North Arvada MS
H DW HVAC 2-MS	Bell MS, Drake MS
H DW IT Cameras 51-ES 1-HS 2-Other	Adams ES, Blue Heron ES, Bergen Valley ES, Bergen Meadow ES, Colorow ES, Columbine Hills ES, Devinny ES, Dutch Creek ES, Edgewater ES, Fitzmorris ES, Foothills ES, Foster ES, Governor's Ranch ES, Green Gables ES, Green Mountain ES, Hackberry Hill ES, Hutchinson ES, Sheridan Green ES, Kendallvue ES, Kullerstrand ES, Lasley ES, Lawrence ES, Leawood ES, Little ES, Lukas ES, Lumberg ES, Molholm ES, Mount Carbon ES, Normandy ES, Parr ES, Parmalee ES, Patterson International School, Pennington ES, Peck ES, Peiffer ES, Powderhorn ES, Red Rocks ES, Rooney Ranch ES, Ryan ES, Secrest ES, Semper ES, Deane ES, Rose Stein International ES, Stober ES, Swanson ES, Thomson ES, Vivian ES, Warder ES, Westgate ES, Westridge ES, Wilmore Davis ES, Wilmot ES, Free Horizon Montessori (Charter), Columbine HS
H DW Irrigation 2-ES 1-MS 2-HS	Colorow ES, Deane ES, D'Evelyn Jr-Sr HS, Evergreen MS, Pomona HS
H DW Modular Bldg Removal 8-ES 1-MS 2-Other	Campbell ES, Fremont ES, Green Gables ES, Peck ES, Peiffer ES, Swanson ES, Stony Creek ES, Westridge ES, Miller Special School, Warren Tech Central, Carmody MS
H DW Paving 6-ES 1-MS 2-Other	Bradford K-8 South, Bradford K-8 North, Devinny ES, Fitzmorris ES, Hackberry Hill ES, Maple Grove ES, Peck ES, Ryan ES, Evergreen MS
H DW Playgrounds 4-ES 4-Other	Belmar School of Integrated Arts, Columbine Hills ES, Patterson International School, Free Horizon Montessori (Formerly Pleasant View ES), Ralston ES, Welchester ES, Wilmore Davis ES, Free Horizon Montessori (Charter)
H DW Roofing 3-ES 1-HS	Eiber ES, Green Gables ES, Wilmot ES, Lakewood HS
H DW Security Glass 9-ES	Allendale ES, Devinny ES, Sheridan Green ES, Lawrence ES, Stott ES, Ryan ES, Vanderhoof ES, Westridge ES, Dennison ES



<b>Fiscal Plan Year: 2019</b>	
<b>Project Description</b>	<b>Project Facilities</b>
H DW Site Lighting 4-ES 2-Other	Belmar School of Integrated Arts, Eiber ES, Foothills ES, Ralston ES, Welchester ES, 809 Campus Service Center Campus

## 23M Capital Program 2023-24

### Program Dollar Value by Phase



### Program Narrative

The 23M Capital Program represents Fiscal Year 2023 planned projects that are expected to complete in Fiscal Year 2024. These projects are reviewed by the Capital Asset Advisory Committee.

### Occupancy Deadlines At Risk

Priority	Facility Name	Project ID	Project name	Finish Date	
				Target	Forecast

### Program Contingency and Remaining Funds

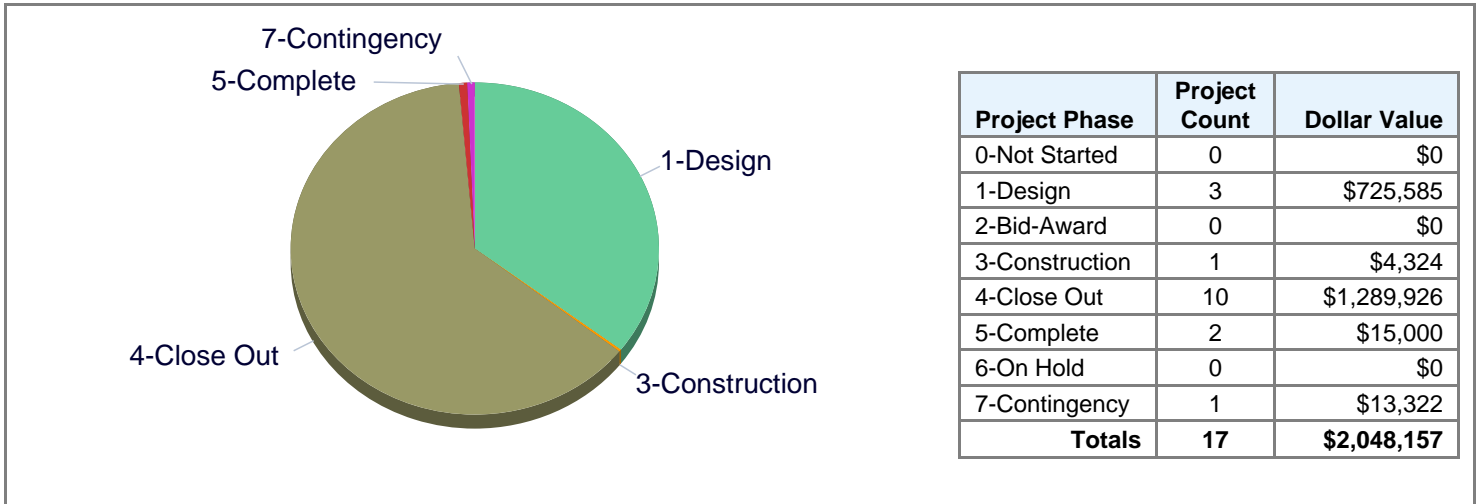
Program Contingency (Unallocated)	Forecast Remaining Funds in Projects	Net Remaining Program Funds
\$377,881	\$0	\$377,881

## 23M Capital Program 2023-24 - Project Detail

Project Description	Work Progress		Capital Budget	Other Funding Sources
	Phase	%		
23M DW Property Disposal Allocation	Not Started	0%	\$100,000	\$0
23M DW Small Projects 2 Allocation	Not Started	0%	\$10,000	\$0
23M Alameda HS Stride Clinic	Design	0%	\$150,000	\$500,000
23M DW Exterior Lighting	Design	1%	\$200,000	\$0
23M DW FF&E Allocation	Design	4%	\$45,000	\$0
23M DW Fire Alarm Upgrade	Design	72%	\$180,000	\$0
23M DW Planning & Design Allocation	Design	14%	\$220,451	\$0
23M DW Small Projects 1 Allocation	Design	9%	\$511,977	\$68,920
23M DW Temp Bldg Lease Allocation	Design	39%	\$96,490	\$0
23M DW Utilization Allocation	Design	4%	\$100,000	\$0
23M DW Water Engineering Allocation	Design	14%	\$150,000	\$0
23M Meyers Pool Parking Lot	Design	88%	\$0	\$141,360
23M Security Office Renovation	Design	3%	\$102,000	\$0
23M Wheat Ridge HS Replace Field Turf	Bid-Award	0%	\$600,000	\$0
23M Adams ES HVAC UV Lighting	Construction	100%	\$804	\$49,000
23M Arvada HS Mechanical Piping Changes	Construction	78%	\$80,000	\$0
23M Columbine Hills ES HVAC UV Lighting	Construction	50%	\$0	\$29,695
23M Lukas ES HVAC UV Lighting	Construction	100%	\$804	\$49,000
23M Ute Meadows ES HVAC UV Lighting	Construction	58%	\$0	\$49,000
23M Dunstan MS Roof Repair	Close Out	100%	\$268,938	\$298,938
23M Parr ES HVAC UV Lighting	Complete	0%	\$0	\$0
23M Witt ES HVAC UV Lighting	Complete	0%	\$0	\$0
23M Program Contingency	Contingency	0%	\$354,492	\$0
<b>Program Totals:</b>			<b>\$3,170,956</b>	<b>\$1,185,913</b>

## 22M Capital Program 2022-23

### Program Dollar Value by Phase



### Program Narrative

The 22M Capital Program represents Fiscal Year 2022 planned projects that are expected to complete in Fiscal Year 2023. These projects are reviewed by the Capital Asset Advisory Committee.

### Occupancy Deadlines At Risk

Priority	Facility Name	Project ID	Project name	Finish Date	
				Target	Forecast

### Program Contingency and Remaining Funds

Program Contingency (Unallocated)	Forecast Remaining Funds in Projects	Net Remaining Program Funds
\$13,322	\$0	\$13,322

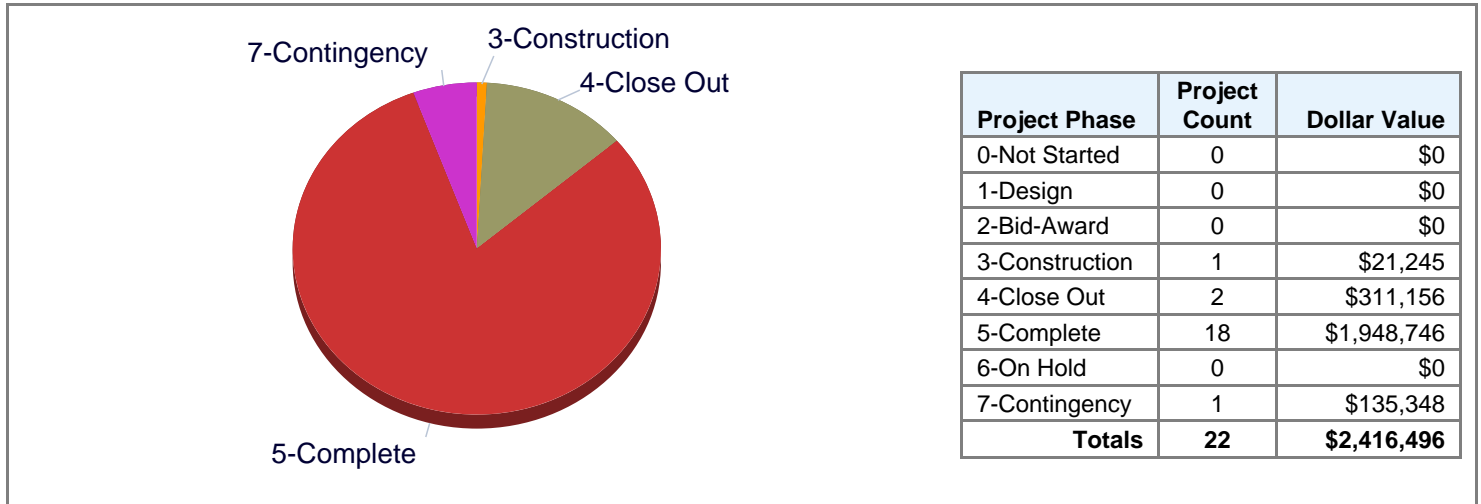


## 22M Capital Program 2022-23 - Project Detail

Project Description	Work Progress		Capital Budget	Other Funding Sources
	Phase	%		
22M DW Planning & Design Allocation	Design	73%	\$30,045	\$0
22M DW Small Projects 1 Allocation	Design	97%	\$543,749	\$65,782
22M DW Utilization Allocation	Design	100%	\$151,790	\$0
22M Stober ES Garden-Outdoor Classroom	Construction	69%	\$4,324	\$61,616
22M Bear Creek HS Replace Field Turf	Close Out	100%	\$559,850	\$0
22M Columbine HS Drainage Improvements	Close Out	100%	\$210,818	\$0
22M D'Evelyn Jr/Sr FF&E	Close Out	100%	\$63,455	\$0
22M DW FF&E Allocation	Close Out	100%	\$8,541	\$0
22M DW HVAC UV Lighting Pilot	Close Out	99%	\$113,474	\$0
22M DW Property Disposal Allocation	Close Out	100%	\$29,437	\$0
22M DW Small Projects 2 Allocation	Close Out	0%	\$0	\$0
22M DW Temp Bldg Lease Allocation	Close Out	100%	\$96,490	\$0
22M DW Water Engineering Allocation	Close Out	100%	\$104,813	\$0
22M Welchester ES Kitchen	Close Out	100%	\$103,046	\$85,981
22M Arvada HS Irv Brown Center	Complete	100%	\$15,000	\$0
22M Green Gables ES Walking Path	Complete	0%	\$0	\$0
22M Program Contingency	Contingency	0%	\$13,322	\$0
<b>Program Totals:</b>			<b>\$2,048,157</b>	<b>\$213,379</b>

## 21M Capital Program 2021-22

### Program Dollar Value by Phase



### Program Narrative

The 21M Capital Program represents Fiscal Year 2021 planned projects that are expected to complete in Fiscal Year 2022. These projects are reviewed by the Capital Asset Advisory Committee.

### Occupancy Deadlines At Risk

Priority	Facility Name	Project ID	Project name	Finish Date	
				Target	Forecast

### Program Contingency and Remaining Funds

Program Contingency (Unallocated)	Forecast Remaining Funds in Projects	Net Remaining Program Funds
\$135,348	(\$50,160)	\$85,188

## 21M Capital Program 2021-22 - Project Detail

Project Description	Work Progress		Capital Budget	Other Funding Sources
	Phase	%		
21M Alameda HS School Funded Add-Ons	Complete	100%	\$14,359	\$124,319
21M 5th Floor Data Center Improvements	Construction	100%	\$21,245	\$639,760
21M Alameda Intl Kitchen-Cafeteria Renovation	Close Out	100%	\$53,644	\$574,687
21M D'Evelyn Jr-Sr HS Roofing	Close Out	100%	\$257,512	\$0
21M 809 Bldg 1 Security Dispatch System	Complete	100%	\$144,600	\$49,000
21M Candelas Regional Trail	Complete	100%	\$212,338	\$0
21M Columbine HS School-Funded Add-On Scope	Complete	100%	\$0	\$364,292
21M Conifer HS FF&E	Complete	100%	\$48,525	\$0
21M DW Energy Conservation Allocation	Complete	100%	\$18,426	\$0
21M DW Field Net Systems	Complete	100%	\$120,341	\$0
21M DW Pilot-HVAC UV Lighting	Complete	100%	\$43,360	\$0
21M DW Planning & Design Allocation	Complete	100%	\$92,016	\$0
21M DW Property Disposal Allocation	Complete	100%	\$855	\$0
21M DW Reservoir Measuring Systems	Complete	100%	\$263,983	\$0
21M DW Small Projects 1 Allocation	Complete	100%	\$513,386	\$0
21M DW Small Projects 2 Allocation	Complete	100%	\$82,968	\$0
21M DW Temp. Bldg. Lease Allocation	Complete	100%	\$96,490	\$0
21M DW Utilization Allocation	Complete	100%	\$57,183	\$0
21M DW Water Engineering Allocation	Complete	100%	\$136,062	\$0
21M Green Mountain HS Corridor Flooring	Complete	100%	\$47,897	\$0
21M Jeffco Open School Playground	Complete	100%	\$55,957	\$64,557
21M Program Contingency	Contingency	0%	\$135,348	\$0
<b>Program Totals:</b>			<b>\$2,416,496</b>	<b>\$1,816,614</b>

**Department of Construction Management  
Program Financial Summary Report**



Date: Nov 16, 2022

<b>Program</b>	<b>Program Contingency (Unallocated)</b>	<b>Forecast Remaining Funds in Projects</b>	<b>Net Remaining Program Funds</b>
H/G/F H Bond Program 2019-23	\$50,240,017	(\$1,309,577)	\$48,930,440
23M 23M Mini Program 2023-24	\$377,881	\$0	\$377,881
22M 22M Mini Program 2022-23	\$13,322	\$0	\$13,322
21M 21M Mini Program 2021-22	\$135,348	(\$50,160)	\$85,188
<b>Total:</b>	<b>\$50,766,568</b>	<b>(\$1,359,737)</b>	<b>\$49,406,831</b>